

# Mount'n Mover

by BlueSky Designs

## Eval Sheet

www.mountnmover.com  
 Phone: 612.724.7002 // 888.724.7002  
 Fax: 888.311.4435 // Intl Fax: 612.724.7004


Follow these steps to fully specify a Mount'n Mover system.

Client Name: \_\_\_\_\_  
 Chair Type: \_\_\_\_\_  
 Second Chair: \_\_\_\_\_  
 Device(s) to Attach: \_\_\_\_\_  
 Contact Name: \_\_\_\_\_  
 Email / Phone: \_\_\_\_\_

### Step 1 : Choose a Mount'n Mover

**Note: Dual, Single Arm and Tilt'n Turner all come with a Quick Release Plate (QRP)**

**Dual Arm Mount'n Mover**



**M2-TQ-H \***   
 (High Resistance Hinge)  
**M2-TQ-L \***   
 (Low Resistance Hinge)

**Single Arm Mount'n Mover**

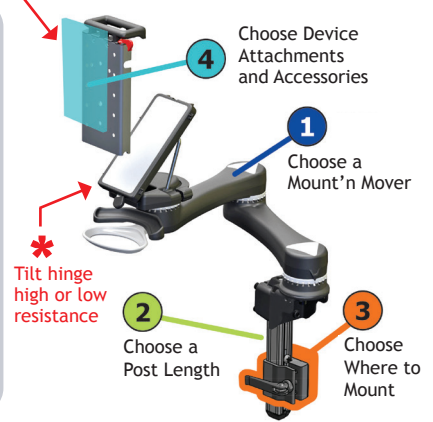


**M1-TQ-H \***   
 (High Resistance Hinge)  
**M1-TQ-L \***   
 (Low Resistance Hinge)

**Tilt'n Turner**




**M0-TQ-H \***   
 (High Resistance Hinge)  
**M0-TQ-L \***   
 (Low Resistance Hinge)



**Easy Mover with Quick Connect Receiver**


Dual



**EM2-QC-H \***   
**EM2-QC-L \***

**Easy Mover with Quick Connect Receiver**


Single



**EM1-QC-H \***   
**EM1-QC-L \***


**Easy Mover with Tilt Plate**

Dual



**EM2-TP-H\***   
**EM2-TP-L\***


Single



**EM1-TP-H\***   
**EM1-TP-L\***

(QRP not included with Easy Movers)

**Simple Mount Large**



Post Included. Choose Post length below  
 Two Lip Supports Included

**SM-LG-H \***   
**SM-LG-L \***


**Simple Mount Small**



Post Included. Choose Post length below  
 One Lip Support Included


**SM-S-H \***   
**SM-S-L \***

**Simple Mount with Quick Connect Receiver**



**SM-QC-H \***   
**SM-QC-L \***

**Additional Lip Supports for Trays**



Set of six

**TRA-LS-1/2**   
 ( 1/2" tall x 2" long )  
**TRA-LS-1**   
 ( 1" tall x 2" long )

**\* Tilt Hinge Resistance:**  
 We recommend the High Resistance Hinge for heavier devices (5 lbs. [2.3 kg] or greater).  
 The High Resistance Hinge deters device angle adjustment when the tilt lever is unlocked. Both **H** and **L** hinges can be securely locked using the tilt lever lock.

### Step 2 : Choose a Post Length

Minimum post length is determined by the distance from the mounting point to the bottom of a person's tray or device when it is in his/her preferred operating position.  
 Measure **Distance A** in the diagram and select the next longest post.

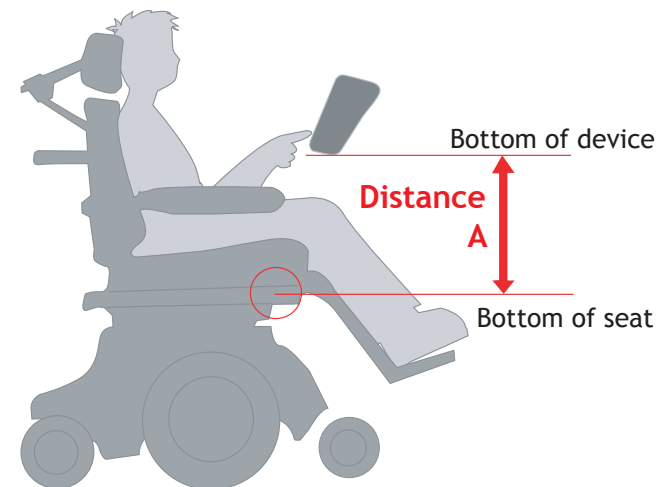
**Post**



- 8" Post **P8**
- 12" Post **P12**
- 18" Post **P18**
- 24" Post **P24**

Custom Post Length inches\*

\* Custom post lengths available.




# Step 3 : Choose Where to Mount

Mount to any combination of Wheelchair, Table or Floor Stand

## 3 : Table Solutions

### Mount'n Tilter



- Ideal for surface mounting
- Does not include QRP

MNT


### Table Clamp



- Attach your mount to a table!
- Designed for use with Post & Mount

TC

### Stand +90°



- Table stand for devices
- Downward tilt for mounted devices

DP-STAND90

## 3 : Floor Stands

### Basic Floor Stand



Use your Mount'n Mover on a Floor Stand, move from wheelchair or table to Floor Stand in seconds. Easy access from bed!

### Floor Stand Options

FS (Basic Floor Stand)

### Options:

- 4C (4 "total lock" casters)

- E (Horizontal Extension)

Adds up to a 16" horizontal extension


Basic FS has 2 in-line wheels and 2 "Total-Lock" casters



in-line wheel



total-lock caster



Adjustable extension up to 16"

Angle adjustment ±10° for weight compensation

Horizontal Extension Option:

## 3 : Attach to "other brand" Systems

### Rehadapt with Tilt Plate



Customer supplies the TS-XL head

DPA-Rehadapt TS-XL

### Wheelchair DAESSY adapter



Compatible with DAESSY wheelchair hardware.

WB-DAESSY

### Tilt Plate Adapter

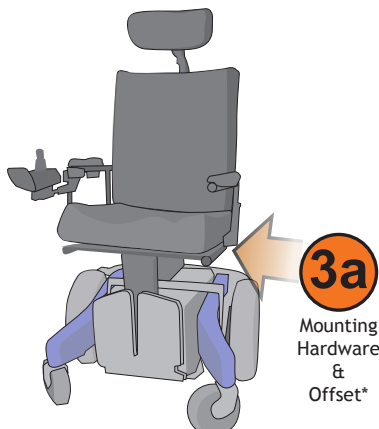
Compatible with DAESSY and Rehadapt. Other sizes available.



DP-TPA 1" or 7/8"



## 3 : Wheelchair Mounting



3a

Mounting Hardware & Offset\*

+



3b

Wheelchair Bracket

### Overview

Wheelchair Mounting is divided into two stages:

#### 3a Select Mounting Hardware

- Direct Wheelchair Attachment
- Offset Components (Offset components are optional)

#### 3b Select Wheelchair Bracket(s)

The Bracket is attached to the Mounting Hardware selected from 3a. The Mount'n Mover Post is then inserted into the Wheelchair Bracket square clamp.

# Wheelchair Mounting - 3a Select Mounting Hardware

## Multi-Purpose Plates

### All Adapter Plate(s):

- Can be used with bridge clamps.
- Accommodate a range of spacing for 1/4" or 6mm bolts.

### Adapter Plates 2, 4, 5 can be used for:

- Permobil UniTrack
- Permobil Corpus
- Quantum/Jazzy Tie-Downs

**Adapter Plate**



Most compact plate  
For Hole Spacing 1"-2"

**WC-AP**

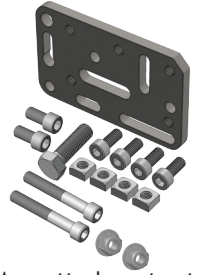
**Adapter Plate 2**



• Longer plate for offset

**WC-AP2**

**Adapter Plate 4**



• More attachment options  
• Also for 5/16" or 8mm bolts

**WC-AP4**

**Adapter Plate 5**



• Longest Adapter Plate  
• Compatible with Permobil and T-nut  
• 4 threaded holes

**WC-AP5**

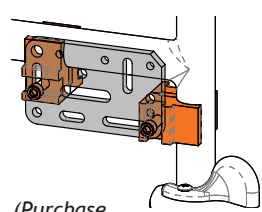
**T-Nut**



Compatible with Invacare and Quantum slide track.

**WC-TN**

**Bridge Clamp**



(Purchase Adapter Plate separately)

Bridge clamps must be used in pairs, spanned with an adapter plate.

Set of 2

1" Bridge Set **WC-R1B-SET**


7/8" Bridge Set **WC-R7/8B-SET**

Mixed Set (1 ea.) **WC-R-Mixed-SET**

1" Bridge (1)

7/8" Bridge (1)

**Collar Clamp**




Additional round tubing options (see website for sizes)

**WC-Collar**

**Round Clamp**

For mounting *vertically* to round tubing



1" Clamp **WC-R1**

7/8" Clamp **WC-R7/8**

**Coved Spacer**



• Through hole in frame  
• Provides stability for plate attachment

wc-coved-1-set

wc-coved-7/8-set

## Offset Options

### Why Offset?

- Get around obstacles like trays, brakes, footrests and armrests.
- Position the Wheelchair Brackets and post for best position.
- Compensate for mounting angle so the post is vertical.

Adapter Plate(s) can also be used to offset mounting forward or upward.

**L-Angle Extension**



Can be used in pairs to extend mounting up to 7"

**WC-LAE**

Quantity

**Adapter Plate(s)**



AP2 is a longer offset.  
AP4 has more options.

**WC-AP2**

**WC-AP4**

**Angle Adjust Plate**



Compatible with any mounting component. Adjust post to vertical (every 7.5°).

**WC-AAP**

**Adapter Plate**



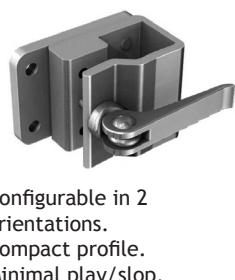
4 threaded holes for Link Cube

Our longest plate. Link Cube attachment. Even more options!

**WC-AP5**

# Wheelchair Mounting - 3b Select Wheelchair Bracket(s)

## Solid Wheelchair Bracket

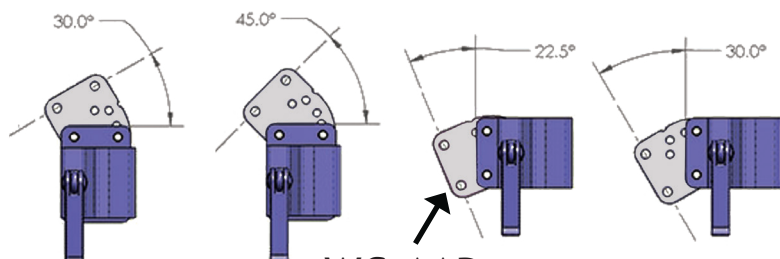


Configurable in 2 orientations.  
Compact profile.  
Minimal play/slop.  
More secure.



**WB2**

Tip: Adjust the angle of the post with the WC-AAP plate



Use the WB2 with the WC-AAP for mounting at an angle (7.5 degree increments)

# Step 4 : Choose Device Attachments & Accessories

Access anything, anywhere! Select access for one or multiple devices and trays

## 4 : BlueSky Designs Accessories


### Quick Release Plate



One included with each Mount'n Mover.

**QRP**

### Quick Connect Receiver and Plate



Compatible with many speech devices and mounts

**DP-QCR**

**DP-QCP**

### Universal Rotator



Add a degree of freedom between tilt and device. Great for eyegaze and tablets.

**DP-UR**

### Camera Plate



Turns a Quick Release Plate into a camera stand! Compatible with other tripod heads

**DP-CAM3**

### Stand +90°




Extend your downward tilt range to 180°. Also use as a table stand for devices

**DP-STAND90**

## 4 : Tray Options - Reading, Laptops, iPads, etc

**Note:** If attaching more than one device, you will need additional QRP's or DP-QCP's

### 12"x 12" Tray



QRP not included


Multi-purpose tray. Adapt it for your needs.

**TR-12x12**

**Add QRP**

**Add DP-QCP**

### iPad-Tablet Tray



UR not included

Great for iPad and Tablet. Easily switch from landscape to portrait with Universal Rotator (shown).


**TR-iTab**

**TR-iTab-UR**   
(With Universal Rotator)

**Add QRP**

**Add DP-QCP**

### 12"x 16" Tray with Lip



QRP not included


Multi-purpose tray with lip. Great for books, tablets, etc. Angle it flat and turn it around for writing or eating.

**TR-12x16**

**Add QRP**

**Add DP-QCP**

### Laptop Tray



QRP not included

Tray, holes and straps fit most laptops securely. Easily remove your laptop.

**TR-LT**

**Add QRP**

**Add DP-QCP**

### Tablet Tray (with hinge tray)



**TR-iTab-Keyboard**

9.5" x 12" (x2)

**Add QRP**

**Add DP-QCP**

### Phone Plate

Attachment plate for mobile phone. Includes an Otterbox Defender swivel case. Shown with Quick Release Plate (not included).

Landscape or portrait



Phone make and model \_\_\_\_\_

**DP-PHONE-OB**



Add a Swing Away Tray on a 12 x 16" or Laptop Tray to hold a mouse, phone or other small device. See website for information.

## 4 : Communication Device Attachments

### Attach any Device with Ease

Device plates attach communication devices to the Mount'n Mover's Quick Release Plate (QRP) or Quick Connect Receiver (QCR).

**One QRP comes with each Mount'n Mover.**

\_\_\_\_\_

Device make and model

Find the attachment plate for your device			
MAKE	MODEL	PLATE	
		For use with Quick Release Plate (QRP)	For use with Quick Connect Receiver (QCR)
Tobii Dynavox	For devices not shown - contact us		
	Maestro, T10, T15, V, Vmax, M3, DV4, MT4	DP-DV1	DP-DV1 plus DP-QCP
	EyeMax, Maestro w/eye gaze	DP-DV2	DP-DV2 plus DP-QCP
	EyeMobile	DP-MULTI1	DP-MULTI1 plus DP-QCP
	P10, C8, C12, CEye, S32,	DP-T1	DP-T1 plus DP-QCP
	I12, I15	DP-T2	DP-T2 plus DP-QCP
	I110	DP-T4	DP-T4 plus DP-QCP
	Indi	DP-QCR	QCR COMPATIBLE
Prentke Romich Co.	Accent 700, 800, 1000	DP-PRC5	QRM *
	Accent 1400, ECO2, ECOpoint, ECO-14, Vanguard, Pathfinder 2	DP-PRC1	DP-PRC1 plus DP-QCP or QRM *
and	Accent 1200, Vantage Lite, Springboard Lite	DP-QCR *	QRM *
Saltillo	NOVA chat	DP-QCR *	QRM *
Others	(Jabbla)-Mobi/Tellus, (Abilia)-Rolltalk, AMDI, VESA (50,75,100mm), Smartbox	DP-MULTI1	DP-MULTI1 plus DP-QCP
Talk to Me Technologies	Eyespeak 12+18, Zuvo 12+18, Wego 10+13	DP-QCR	QCR COMPATIBLE
iPad/Tablets	Fits standard iPads / Tablets (11 x 8 inch maximum)	TR-iTAB	TR-iTAB plus DP-QCP
Large Tablets	Custom sizes	Contact Us	
Rehadapt	DP-QCR and DP-QCP are Rehadapt compatible		* Requires PRC's QRM plate