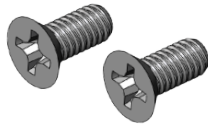


DP-T4 Attaches to: Tobii Dynavox I-110

Device plate
DP-T4 to
device (I-110)




M4-.7 x 8 mm (X2)

Quick release
plate (QRP) to
DP-T4



8-32 x 3/8" (x4)



Mount'n Mover™
by BlueSky Designs

mountnmover.com


Product: DP-T4, Tobii
Weight: 2.0 oz. (0.056 kg)

1-888-724-7002 (toll free) or 1-612-724-7002


pg 1 of 2

Instructions:


**For use with the QRP
(Quick Release Plate)**



Remove back plate and stand from device



Attach DP-T4 to the back of the Tobii I-110. Use screws provided with the DP-T4 (M4-.7 x 8mm) x2



Attach the QRP (Quick Release Plate) to the DP-T4 plate with the screws provided with the DP-T4 (8-32 x 1/4") x4



You can locate the Tobii device higher or lower on the Quick Release Plate depending on your preference




Instructions:

For use with the QCR
(Quick Connect Receiver)

Follow previous
instructions #1 and #2



Attach the DP-QCP (Quick Connect Plate) to the DP-T4 plate. Use the screws that came with the DP-T4 plate (8-32 x 1/4") x2



Slide the Quick Connect Receiver (QCR) onto the Quick Connect Plate (QCP) until it "clicks"