


Forbes Winslate 12D Enable Eyes




Remove existing plate




Attach DP-QCP on lower set of threaded inserts




Attach Quick Connect Receiver to Quick Release Plate. See step #4 for holes to use on QRP



Connect Quick Release to the DP-QCP attached to device.



Release from back of device by pushing on the red tab and lifting up the device



Showing Quick Release Plate released from DP-QCP on device.