




# Lightbox (APH For The Blind) Attachment Instructions



Remove back plate with kickstand



Attach Multi Plate to the back of the light box using four 8-32 x 5/8 inch flat head screws (included) Use 75 VESA hole on Multi Plate. **NOTE:** the beveled corner on upper right side.



Attach Quick Release Plate to the Multi Plate using four 8-32 x 1/4 inch screws (included)



Lightbox mounted on the Mount'n Mover Dual Arm.



Lightbox mounted on the Mount'n Mover Dual Arm and Table Clamp.