



# Tobii Dynavox SC Tablet Pro ( Uses ipad 12.9 ) Attachment Instructions




1 Place the DP-QCP plate over the two threaded holes on back of device. Use the two M4-10 screws included with the DP-QCP to attach it to the back of the device.



2 Slide the DP-QCR onto the DP-QCP until it clicks in place.



3 Attach the Quick Release Plate (QRP) to the DP-QCR using the four screws included with the DP-QCR labeled HS-Screw-X (8-32 x 1/2")



4 Showing another view of the QRP attached to the DP-QCR (Quick Connect Receiver)

